

We Go Gardening

Newsletter of the West Chicago Garden Club

Volume 20 Issue 7 July 2016



Meeting Date: July 28, 2016
Meeting Location:
Pamela & Dan's Garden
479 Colford Ave, West Chicago

Meeting Time:
6:00PM Picnic!

President's Picnic 2016!

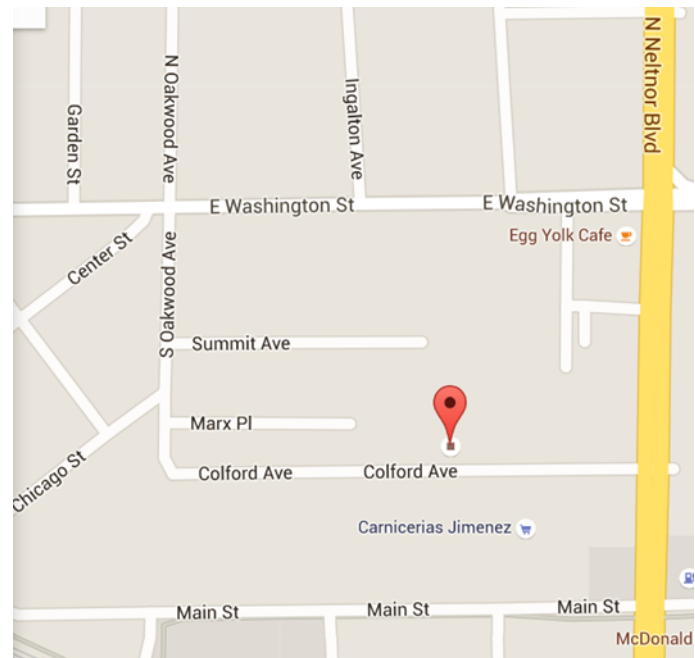
Our Garden Club annual picnic, The President's Picnic, is next Thursday, July 28th. Please put the date on your calendar and come eat and visit with your fellow club members, rain or shine. New members are especially urged to join us so you get to meet and talk to us.

It starts about 6:00pm, but that's flexible and if you want to be fashionably late that's just fine. Bring your family and/or immediate household.

We normally start packing up about 8:00pm, but last year we were having so much fun we stayed later. The Picnic will be in Pamela & Dan's garden at 479 Colford Ave., West Chicago. Refer to the map at right:

Park on the south side of Colford Avenue and leave the driveway open for those who need to be dropped off.

Most important, we're having a Hawaiian theme this year so wear your flowered shirts, muumuus, leis, and for those who have them, grass skirts.



Come join us and have an enjoyable evening.

-President Dick Darrah

Next Meeting: August 25 program: "Home Garden Habitat for Pollinators" by Trish Beckjord


Find us on 

West Chicago Garden Club is now on Facebook!
www.facebook.com/westchicagogardenclub

We are also on Instagram: [@westchicagogardenclub](https://www.instagram.com/westchicagogardenclub)





*We've been around since
heirloom tomatoes
were just called tomatoes*



The Growing Place
Garden Center

Naperville est. 1936
25w471 Plank Rd | 630.355.4000

Aurora est. 1989
2000 Montgomery Rd | 630.820.8088

80th Year Opening Day Celebration April 2 | thegrowingplace.com |  



An Investment That Grows

THE GARDEN CENTER IS
BLOOMING WITH IDEAS!

MEYER
LANDSCAPING, INC. LARGE TREES &
Nursery, Landscaping Design & Construction SHRUBS, ROSES,
PERENNIALS,
& ANNUALS

27 W067 North Avenue
West Chicago, IL 60185
Tel: (630) 293-4800

VISIT OUR WEBSITE FOR SPECIALS!!!
WWW.MEYER-LANDSCAPING.COM

SPRING HOURS
MON-SAT: 9-5
SUN: 10-4 (4/15-6/30)

Spring Bluff Nursery, Inc.

*Specializing in growing landscape
quality trees and shrubs*

Retail Garden Center
Landscape Design & Installation
Trees, Shrubs & Perennials

41W130 Norris Rd. Sugar Grove, Illinois 60554

630.466.4278
www.springbluffnursery.com
plants@springbluffnursery.com

Growing, learning and educating since 1979...

**You're invited to come explore, get inspired, learn
and add some beauty to your garden at**



HEINZ BROTHERS
Greenhouse Garden Center

2010 East Main St. (Rt. 64), St. Charles
630.377.6288 www.HeinzBrothers.com

Your Gardening Source....

91 YEARS A Growing Legacy

A lot has changed in 91 years but our commitment to our customers and to our community has not. Our goal remains providing high-quality, locally-grown plant and landscape material, expert advice and professional installation and design services.



Since 1925
WASCO NURSERY & GARDEN CENTER

630-584-4424

6 miles west of Randall Road on
Route 64, St. Charles
1 mile west of Wasco
www.wasconursery.com

Find everything you need for your beautiful garden

Club Information
www.westchicagogardenclub.org
West Chicago Garden Club
P. O. Box 313, West Chicago, IL 60186
westchicagogardenclub@gmail.com

Membership Information
Dues for 2016: Individual: \$15 Family: \$25

Board Meetings
2nd Thursday each month at 7 p.m.

Regular Meeting Location
Faith Community Church
910 Main Street, West Chicago

2016 WCGC BOARD:

President:
Dick Darrah, 630-584-1900, info@bwdarrah.com

Vice President:
Keith Letsche, 630-293-0192, keithletsche@aol.com

Treasurer:
Barb Darrah, 630-584-1900, info@bwdarrah.com

Secretary:
Annette Wulfe, 630-462-0208, annetewulfe@yahoo.com

Program Director:
Billie Childress, 630-231-1791, billiedc@sbcglobal.net

Information Director:
Melissa Ferguson, 630-621-0128, melissabirch@gmail.com



WCGC 2016 Calendar

Date	Speaker/Organizer	Topic/Event	Date	Speaker/Organizer	Topic/Event
28 Jul	President Dick Darrah	President's Picnic	22 Sep	TBA	Birds
25 Aug	Trish Beckjord	Pollinators	27 Oct	TBA	Birds
10 Sep	Chicago Botanic Garden	FIELD TRIP!	17 Nov	All members	Dinner & Garden Dollar Auction

Recap of the June Meeting in the Kruse House Museum Garden by Dorothy O'Conner

A garden that was once was lost is no longer lost as anyone who attended the June meeting of the We Go Garden Club can attest to. After laying fallow for many years the garden at the Kruse House has been resurrected by some devoted hardworking members of the club. As Ogden Nash might say of them "they dig, they dug, they has dug", so that now this urban plot greets one with a bounty of old fashioned heirloom flowers intertwined with foliage of every hue, and aroma to delight the senses. Strolling through the garden was like stepping back in time. Buzzing bees, fluttering butterflies and singing birds add to the mix. Too soon the evening was fading with Tracy Atkinson, a lovely spirited and talented floral designer waiting to take center stage. Using materials gathered solely from the garden around us she created three very different arrangements. The first one was of a formal nature to be viewed from the front, using stems of Bears Breeches and a monochromatic color scheme. The second was a casual mix of flowers placed in a crockery for use as a centerpiece. For her final example she filled a silver teapot with roses and sweet peas. One design prettier than the next! At the very least we were inspired to go home and put a little pitcher of flowers on the ledge over the sink!

Tracy's one time neighbor John Wills from Joh's Sharpening Service was on hand to see that our gardening tools were sharp. Thank you Tracy and John for an informative, entertaining program.

And if this wasn't enough, names were drawn to be the recipients of the three arrangements Tracy had created. Rita Kitching was delighted with the teapot of roses and sweet peas. Being the caring, loving person she is, the next day she was visiting a former garden club member who can no longer attend meetings with the teapot in hand. Talk about sharing! But as



every gardener knows the more you give your garden away, the more abundantly it will bloom. We reluctantly said our goodbyes with a verse from an old song ringing in our minds.

Lady Bird! Lady Bird!
fly away home.
Night is approaching
and the sunset is come;
This is the close
of a still summer day;
Lady Bird! Lady Bird!
Haste! Fly away!



News from Kruse

The weather cleared up and was very pleasant for the June meeting at the Kruse garden. Members strolled through the garden, John the tool sharpener was very busy honing our garden tools, and Tracy made three beautiful floral arrangements.

July in the Kruse garden is a month to be enjoyed. Though we do weeding, dead-heading, watering, planting is mostly finished, moving plants can wait for September. This is the time to admire our results. And the colors are beautiful. It is the month for daylilies, zinnias, daisies, many cone flowers. The hydrangeas are blooming. We take longer breaks, our work is more relaxed, we view color combinations and possible improvements, look for monarch butterflies on the milkweed. We saw a humming bird. If a Wednesday is missed due to rain, there is usually no great urgency for a make-up date.

Since I have all this space to write in and I have taken care of what we are doing at the garden now, I would like to tell you about a gardening book I have been reading, a few pages at a time--The Year at Great Dixter' by Christopher Lloyd. Great Dixter is a beautiful home and garden in England, the garden started by Lloyd's parents than improved upon by Lloyd over many years. It is visited by thousands of people yearly. Lloyd has been dead for ten years and the garden is maintained now by other landscapers. The book is a yearly journal of what he planted, wants to plant, and how his garden is doing. Even if I don't know many of the plants, trees, and shrubs he talks about, it is fun to read—especially that everything he tries is not always successful, some plantings fail, some look awful. He includes a few recipes—I am going to try making his elderberry cordial.

I have gleaned a few interesting planting ideas from some of the pages that I've read. For instance I absolutely love oriental poppies, but I plant only a few because after the blooms, the foliage is large and lasts a long time in a sorry browning state. Now Lloyd says he cuts the foliage to the ground after blooming. Of course I immediately got my clippers and clipped my two down to the ground. Then I looked at the bare spot and wondered if my garden has the same conditions as his—will my poppies come back? He plants his poppies with bearded iris and particularly loves the orange ones. I like the orange poppies too—old standbys, remembered from grandmother's garden, so vibrant in the sun. There is one that I particularly admired in the catalogues called Patty's Plum—a large one having a real purple color. Wouldn't it look striking with a yellow bearded iris? And then be able to cut the poppy to the ground after bloom? When our garden club took the Cantigny tour, I noticed a beautiful Siberian iris—Pink Haze—featured in one of the garden rooms. It would also look wonderful with a purple poppy.

Lloyd has a great liking for *Verbena bonariensis*, which is also a great favorite of mine. He plants it with variegated grasses, which I think might work well at the Kruse garden—we have the Japanese variegated silver grass. The verbena around it might give a wonderful effect. He uses many plants that we all probably have in our gardens but he uses them in many very interesting ways. And I have to admit it is perversely pleasant sometimes to read how miserable the weather is in some months at Great Dixter and how drafty and cold that huge house can be.

"A Year at Great Dixter" are monthly musings from a true gardener, Christopher Lloyd, his joy at the beauty of plants, his honest opinion on care and thoughts on trees, shrubs and everything in between.

-Angie



Fall Field Trip: Chicago Botanic Garden



Where: Chicago Botanic Garden, Glencoe, IL
(unfamiliar? Visit their website at: <http://www.chicagobotanic.org/>)

When: Saturday September 10th, 2016. Meet at Faith Church at 8:45am, cars will leave at 9:00 am sharp!

How: Car pooling to be arranged once we know who for sure is going

Who: Any member who gets their \$10.00 Non Refundable deposit to Annette Wulffe **before September 1** (bring to the President's Picnic or the August meeting)
Cash, Checks, and PayPal all work!

What: the club is going to cover lunch, depending on weather we most likely will enjoy a picnic style lunch in the garden

Club members will be able to enjoy admission to the Gardens and tour at their own leisure, extras like Tram rides are NOT included but feel free to enjoy on your own. Departure time from the garden will be at the agreement of your car's driver, much like we did at our Cantigny outing this Spring.

Any questions? Call Annette Wulffe at (630) 346-0406.

GC Member Lou Horton Receives "Hosta Society" Award

At the Midwest Regional Hosta Convention in July, GC member Lou Horton received the **"DeEtta Montgomery Outstanding Service Award"** to acknowledge his significant contribution to the Organization. Over the years Lou has worked tirelessly, serving as president of a Chapter, organizing education seminars and conventions and authoring journal articles.

Congratulations, Lou! We are glad to have you as a member of our GC as well!

Are You Thinking About Bulbs Yet?

The bulb catalogs have already started coming in. Although we will not have Bulb Bingo this year, we will have a program on bulbs. And, the club will again be paying for the shipping (usually an extra 15 percent tacked on to the total) on bulbs ordered through the club. Because we order through a wholesale company, you save even more, and not all bulbs have to be ordered in large quantities. **Pauline Briggs** will have the catalog available at this month's meeting - the President's Picnic, and at the August meeting. If you'd like to take a more leisurely look at the catalog, you can go online to: www.vanengelen.com.



Scents for Every Season

The Growing Place

Have you ever noticed that the smell of a blooming rose, or a breeze carrying the scent of lilac, takes you back to a distant memory? Or, perhaps, the scent of lavender or night blooming jasmine makes you feel calm or peaceful? Well, according to scientists, smell, or olfaction, is our strongest sense and it plays an important role in memory, mood and emotion.

Fragrant gardens are a wonderful way to celebrate the smells of every season and relish in the aromatic scents of spring, summer and fall. Here's some plants to get you started.

SPRING SCENTS

Perennials

Peonies, or Paeonia, are an old garden favorite with fragrant blossoms that fill with air with a nostalgic perfume. With a bloom season beginning in mid-May to June, these are an easy-to-grow, low-maintenance plant.

Herbs

Some Chives have early bloom times, such as *Allium schoenoprasum*, as well as Chives Rising Star. Both varieties have fragrant blossoms in April, May and June. *Allium schoenoprasum* blooms lavender while Rising Star blooms pink in May.

Shrubs

Lilac is an all-time, nostalgic favorite scent. Performing best with ample sunlight and air circulation, this shrub will have its strong fragrance blowing in the wind.

SUMMERTIME

Perennials

Iris pallida aureo, has a unique smell that has been likened to grape Pez. Other iris have a perfume-like fragrance too. These include any of the Bearded Iris.

Lilies, or *Lilium*, such as the 'Stargazer', 'Salmon star', and 'Casablanca' bloom in the summer months and produce a sweet, perfume-like scent. 'Stargazer' blooms in July and August. 'Salmon Star' blooms in July, August, and September, while 'Casablanca' blooms earlier in June and July.

Everyone knows that Roses are delightfully fragrant. In particular, we find that 'Rose de Rescht' the Portland Shrub Rose is extremely fragrant and blooms a lush fuchsia fading to a purplish pink. Of course, Hybrid Tea, Floribunda, and Grandiflora roses are the most fragrant.

TIME FOR FALL

Perennials

Prairie Dropseed Grass smells like buttered popcorn, which is quite a unique and tasty scent!

Bugbane, or *Actea*, are tall, late-blooming plants with attractive and extremely fragrant bottlebrush type flowers. Their cut leaf foliage varies from dark green to deep purplish black and are excellent for shady, moist gardens.

Sweet Autumn Clematis is a prolific vine with pillows of small, fragrant white flowers in September and October.



Tree Survey

Earlier this year, we asked our membership to participate in a tree survey by counting and identifying the trees on their property. The board has not had an overwhelming response as we think only one person has turned in a survey! Prove us wrong?

If you would like to participate in this survey please find below a form you can use to inventory your trees. In some cases it may be easier to wait until late autumn or winter for easier access to wooded lots, but then it is sometimes easier to identify trees when they have leaves.

When surveys are completed please bring them to the next club meeting and turn them in to any board member.



Trees in My Yard

WCGC Member Name: _____

Approx. Yard Size: _____

Tree Name (Common or Scientific)	Notes	Number	Tree Size (check one)		
			Small 30' or less	Med 30' to 50'	Large 50' or more

Return by 6/23/16